





“

”







" "



"

"

"

"

"

"



— —

”

”



" "

" "

" "

" " " " " " " " " " " "

" "

" "

" " " " " " " "

" "

" " " " " " " "

" " " " " " " "

" "

" "

" " " " " " " "

" " " " " " " "

" " " " " " " "

" " " " " " " "

" " " " " " " "

" " " " " " " "

" " " " " " " "

" " " " " " " "



”

”

”

”



”

”

”

”

”



“ ”

“ ”

”

”

”



"

"

"

"

"

"



--	--	--	--	--	--	--





					182,488.6
					0
					154,230.28
					0
					0
					0.00%
2020 6 30	2017			70,478.44	83,751.85
	30,035.18			0.00	0.000177
0.00		0.000177		2020 7	

	()	(1)	(2)	(3) (2)/(1)				
2040		10,175.6	10,092.02	0	4,826.23	47.82%	2018 08 30	613
10		16,101.5	15,969.24	0	9,389.06	58.79%	2017 12 31	1,095.73
		45,864.1	45,487.37	0	46,206.19	101.58%	2018 03 31	6,511.18



		31,364.43	31,106.8	0	24,727	79.49%	2018 07 30	4,008.09		

2400

4

20

1000

TPO



	2017 12 8 ,	70000
	2017 12 9 2018 12 8	
	2018 10 17	37300
	2018 10 17 2019 10 16	

2020	2020 08 29	





“

”



“

”

—					
---	--	--	--	--	--

			"	"		





"

"


"

"











“ “ “ “ “ “ “ “



A1		500,000		A2				
A3		500,000		A4				



	2020 06 17	5,000	2020 06 16	2,000				
	2018 04 24	16,800	2019 03 25	10,290.14				
	2019 03 28	5,000	2019 03 29	749.39				
	2020 06 17	2,000	2020 06 16	746.47				
	2018 04 24	16,500	2018 12 14	5.12				
	2019 03 28	3,000	2019 06 17	3,000				
	2019 03 28	3,000	2019 09 20	3,000				
	2018 04 24	15,000	2019 03 25	10,000				

2019 03
10,500



	28							
	2016 04 23	40,000	2017 03 10	480				
	2017 04 21	15,000	2017 07 03					



	2020 06 11	6,000	2019 12 11	2,500				
	2019 03 28	7,000	2019 05 29	1,396.68				
	2019 03 28	2,000	2019 05 16	411.9				
	2019 03 28	10,000	2019 12 16	9,250				
B1		1,200,000		B2		91,962.9		
B3		1,200,000		B4		176,841.23		
C1				C2				
C3				C4				
A1+B1+C1		1,700,000		A2+B2+C2		91,962.9		
A3+B3+C3		1,700,000		A4+B4+C4		176,841.23		
A4+B4+C4				14.72%				
D								
E 70%								
F 50%								
D+E+F								



"

"

3

3

3

3



50

A



“

”

“ ”

"

"

"

"

"

"

	--	--
	--	--
	--	--
	--	--
	--	--
	--	--
	--	--
	--	--
	--	--
	--	--
	--	--
	--	--
	--	--
	--	--

“ ”

”

” ” ” ” ” ”

” ”

” ”

” ” ” ” ” ”

” ” ” ” ” ”

” ”





“

”

“

”



“

”









“

”

“

”

”

”

“

”

“

”

”

”

“

”

”

”

“

”

”

”

“

”

”

”





“

”

”

”

”

”

”

”

”

”

”

”

”

”

“ ”

“ ”

“

“

“

“

“

“

“

“



”

”

”

”

”

”

”

”

”

”

”

”

”

”

”

”

”

”

”

”

”

”

”

”





--	--	--	--	--	--	--	--	--	--





审计报告

致同审字(2020)第 110ZA11396 号

"

"

















" "		
" "		







The image shows a table with 28 rows and 1 column. The top row is separated from the rest by a horizontal line. The 16th row from the top is shaded in light gray. The rest of the rows are white.





	2020														
	1,487,735,509.00			415,138,820.10	1,350,936,097.25	513,038,129.11	34,236,800.41		240,588,444.32		6,724,405,683.30		9,740,003,225.27	219,865,805.74	9,959,869,031.01
											-33,567,549.05		-33,567,549.05		-33,567,549.05
	1,487,735,509.00			415,138,820.10	1,350,936,097.25	513,038,129.11	34,236,800.41		240,588,444.32		6,690,838,134.25		9,706,435,676.22	219,865,805.74	9,926,301,481.96
“ ”	82,049,188.00			-415,138,820.10	2,027,132,305.85		-15,614,955.27				625,912,773.28		2,304,340,491.76	-417,015.90	2,303,923,475.86
							-15,614,955.27				1,096,848,182.38		1,081,233,227.11	-4,817,015.90	1,076,416,211.21
	82,049,188.00			-415,138,820.10	2,027,132,305.85								1,694,042,673.75	4,400,000.00	1,698,442,673.75
1														4,400,000.00	4,400,000.00
2	82,049,188.00			-415,138,820.10	1,938,900,447.99								1,605,810,815.89		1,605,810,815.89
3					88,231,857.86								88,231,857.86		88,231,857.86

										-470,9		-470,9		-470,9
										35,409		35,409		35,409
										.10		.10		.10
										-470,9		-470,9		-470,9
										35,409		35,409		35,409
										.10		.10		.10



--	--	--	--	--	--	--	--	--	--	--	--	--	--	--	--









“

”

”

”

“

”

”

”

”

”







”

”

—







“

”



“

”

“

”

“

”

“

”

“

”





“

”

“

”

“

”









— —









— —



“

”

”

“

”

”



”

”

”

”















“

”





— —







“ ” “ ” “ ” “ ” “ ” “ ” “ ”





“ ”

--	--	--

— — “ ”













--	--







--	--	--





--	--	--	--







--	--	--





--	--	--

--	--	--









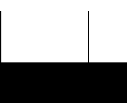
--	--	--	--	--	--	--	--
















--	--	--













--	--	--

--	--	--





--	--	--

--	--



--	--	--

--	--	--	--	--	--	--	--	--	--	--	--

"

"

”

”

”

”

”

”



”

”

”

”







--	--	--



--	--	--	--	--	--	--	--	--

--	--	--	--







" "		
" "		
" "		
" "		
" "		



" "		
" "		
" "		
" "		





--	--	--	--	--	--






















	50,000,000.00	2020 06 16	2021 06 15	
	168,000,000.00	2019 03 25	2024 03 24	
	50,000,000.00	2019 03 29	2024 03 28	
	72,000,000.00	2019 05 15	2024 05 15	
	50,000,000.00	2019 12 03	2020 12 02	
	50,000,000.00	2019 03 29	2024 03 28	
	20,000,000.00	2020 06 16	2021 06 15	
	165,000,000.00	2018 12 14	2020 12 13	
	150,000,000.00	2019 09 02	2020 12 31	
	30,000,000.00	2019 06 17	2020 05 22	
	30,000,000.00	2019 09 20	2020 05 31	
	150,000,000.00	2019 03 25	2021 03 24	
	105,000,000.00	2019 06 14	2021 06 14	
	105,000,000.00	2020 02 24	2024 02 24	
	60,000,000.00	2019 09 26	2020 09 25	
	100,000,000.00	2019 12 01	2022 12 01	
	40,000,000.00	2020 06 03	2020 12 08	



	70,000,000.00	2020	06	17	2021	06	16	
	90,000,000.00	2019	05	27	2020	05	27	
	100,000,000.00	2019	09	12	2020	09	12	
	100,000,000.00	2020	05	29	2022	05	28	
	200,000,000.00	2018	11	30	2020	11	29	
	50,000,000.00	2020	06	09	2021	06	09	
	80,000,000.00	2019	03	28	2020	03	28	
	50,000,000.00	2019	07	29	2020	07	28	
	100,000,000.00	2020	06	09	2023	05	21	
	400,000,000.00	2017	03	10	2022	03	10	
	30,000,000.00	2018	07	16	2019	05	10	
	150,000,000.00	2017	07	03	2022	12	31	
	122,000,000.00	2018	07	28	2021	07	27	
	115,000,000.00	2019	04	17	2020	04	17	
	65,000,000.00	2019	11	13	2022	11	12	
	65,000,000.00	2020	02	13	2021	02	13	
	40,000,000.00	2020	02	17	2021	02	17	
	130,000,000.00	2020	06	09	2023	06	09	
	50,000,000.00	2019	04	26	2020	04	25	
	30,000,000.00	2019	07	09	2020	07	09	
	50,000,000.00	2019	07	05	2022	07	05	
	70,000,000.00	2020	02	24	2023	02	28	
	80,000,000.00	2020	02	25	2021	02	24	
	190,000,000.00	2019	08	20	2024	12	31	
	50,000,000.00	2019	07	16	2020	07	16	
	55,000,000.00	2019	09	24	2022	09	24	
	50,000,000.00	2020	02	20	2023	02	20	
	390,000,000.00	2020	03	25	2027	03	25	
	53,000,000.00	2019	08	01	2022	08	01	
	100,000,000.00	2017	11	08	2022	12	31	
	25,000,000.00	2020	06	09	2021	04	23	
	60,000,000.00	2019	12	11	2020	11	07	
	70,000,000.00	2019	05	29	2021	05	29	
	20,000,000.00	2019	05	16	2021	05	16	



	52,200,000.00	2020	06	15	2022	02	24	
	80,000,000.00	2020	06	09	2021	05	11	
	100,000,000.00	2019	12	16	2023	12	31	
	25,000,000.00	2020	06	23	2022	06	22	
	12,000,000.00	2020	03	13	2021	02	18	
	4,964,200,000.00			-			-	-



--	--	--	--

" " " "

--	--



”

”

”

”





“

”

















--	--	--

--	--	--	--

	---	---	---	---



--	--	--











— —

— —



